

# Technical Information

## Corps Confiants Cie Félicette Chazerand

### **We don't have a tour Stage Manager**

We need 1 stage manager for the pre-set up of the stage, set up and follow up.

**Pre-set up :** 2h (light, wall)  
**Set up :** 2h30-3h (set up, settings, warm up)  
**Dismounting :** 30 minutes  
**Public :** 130 persons all types of public.  
**Duration :** 55-60 min

### **Location for the presentation**

A wooden floor is necessary.

« Corps Confiants » can be adapted in function of the localisation and the space: a scene, a multi functional space, a gym hall (with adapted floor), a dance studio, etc...

Please contact us in order to study the different possibilities and propositions.

### **ON TOUR**

2 dancers + 1 musician + 1 choreographer and /or 1 diffusion manager.

Two persons are vegan.

### **Contact of the Manager**

Félicette Chazerand +32 499 23 27 48 .

## **IMPORTANT TO REMIND**

*This technical file is an integral part of the contract. The signature means you engage yourself to our demands. Each term of this technical file has to be respected.*

*In case of some specific difficulties or adaptation that has to be done because of your location please contact us in order to find solutions to preserve all conditions and keep the quality of the performance.*

*We thank you in advance for your collaboration and are available for any needed information.  
See you soon...*

## MATERIAL NEEDED minimum

<b>Lights</b>	14 PC 1KW + 1 découpe 1 KW
<b>Little wall</b>	4 with legs (legs of at least 80 cm) + black painting if we need to do some retouching
<b>Floor</b>	dance mat de 8 X 8 meters (minimum)
<b>Sound</b>	1 amplifier may be asked when touring out of Belgium

## LOCATION

A clean space, big enough for 2 dancers in movement, a live musician and the audience.

In a space of 10x10 M, we ask the next disposition:

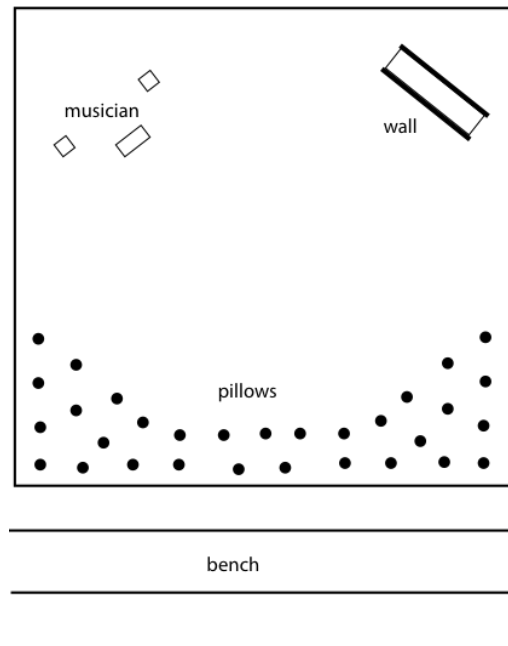
### Disposition of the audience

In an arc around the set, sitting on pillows or on a bench close to the stage.

### Floor

On the stage a wooden floor and a dance mat are required. In case of a hard floor (concrete or tiles), we ask to install a practicable floor that will be covered with a dance mat.

DISPOSITION OF THE SCENE AND THE PUBLIC



## LITTLE WALL

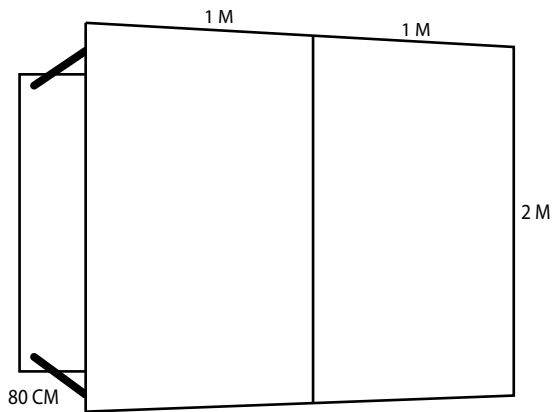
A vertical wall with a smooth surface, stable and constructed by the stage manager at the location. As the dancer throws him on the wall this one has to be very stable! There are several building possibilities in function of your location and material available.

SEE ON NEXT PAGE BUILDING POSSIBILITIES

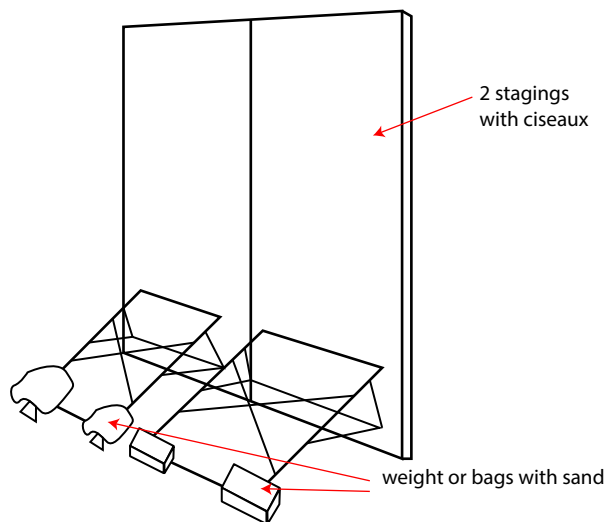
## BACK VIEW OF THE WALL FOR 3 CONSTRUCTION POSSIBILITIES

In the shape of a BOX:

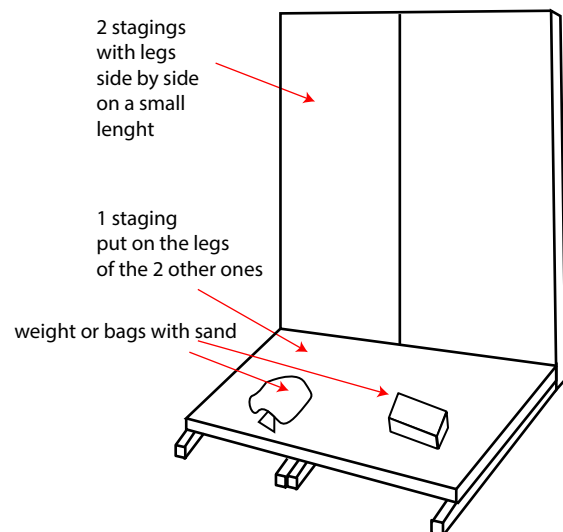
4 adaptable podium stagings with legs,  
8 legs of 80 cm, 2 joints for the podium stagings.



with 3 podium stagings with CISEAUX :



with 3 podium stagings with legs:



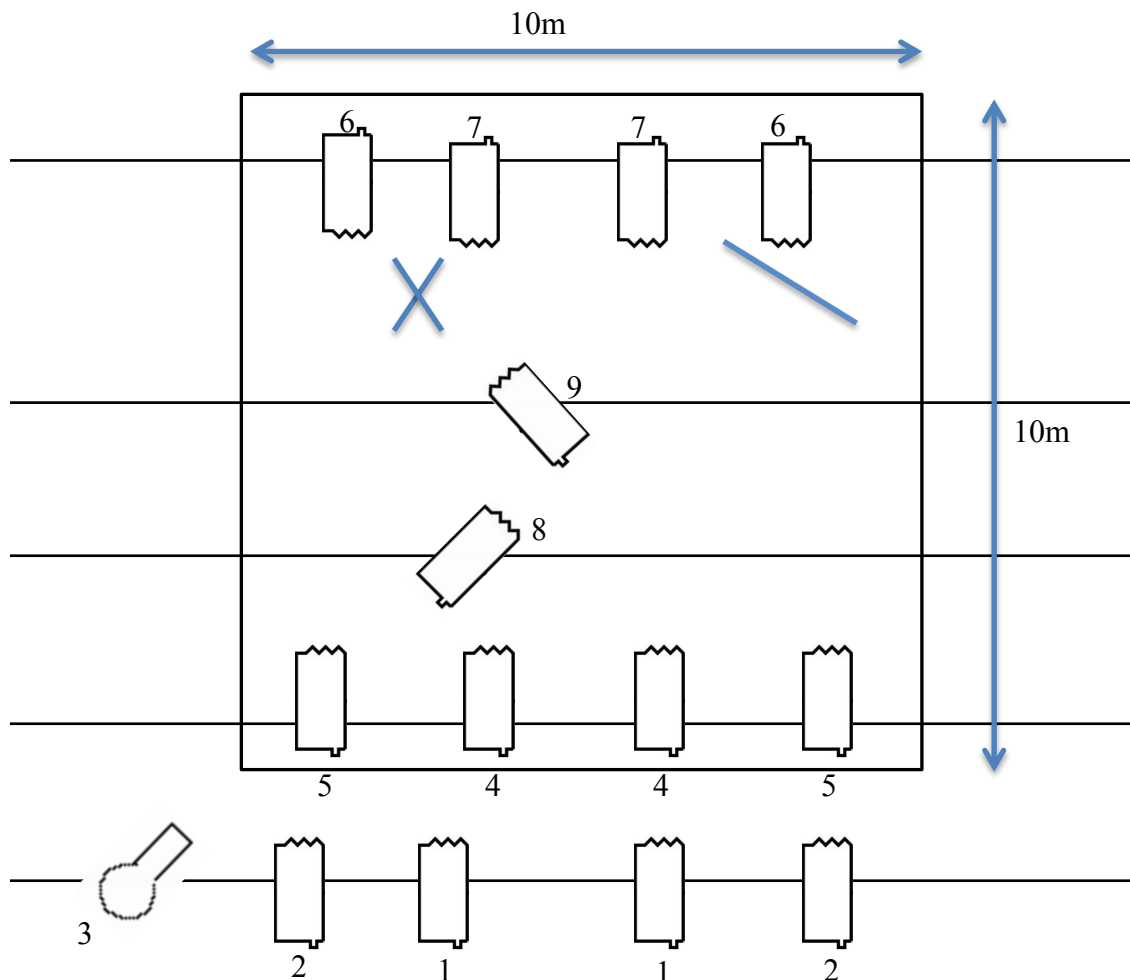
## SOUND

THE MUSICIAN has his own material: guitar, banjo, little instruments, and amplifier.  
Out of Belgium, it can be that we ask for 1 or 2 amplifiers type Fender deluxe Reverb, Fender Princeton, Fender twin Reverb, Fender deville or Vox ac30.

## LIGHTS

### Plan

The stage manager has to take care of the set up, the follow up and lighting. The lighting has to be tested, verified with the dancers before the performance.



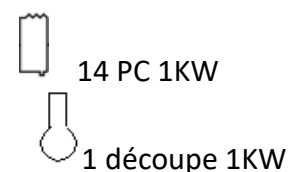
Contre : the whole set beside the wall and the pillars.

Face : the whole set beside the pillars.

Découpe : light lane until the wall

PC8 : in front of the wall

PC9 : front of the musician



**FOLLOWING LIGHTS** (Will be explained and verified during the rehearsal):

Entrance of the audience: salle + SUB1 (contre 6 et 7 + PC9)

The audience is installed: salle ↘ + SUB2 ↗ (face 1&2 + 4&5)

The musician takes his banjo + solo dancer: SUB3 ↗ (découpe 3) + SUB2 ↘0% + SUB1 ↘50%

When the dancer arrives on the wall: SUB4 ↗ (face8)

When the dancer gets off the wall: SUB5 ↗ (face 1&2 + contre 100%) + SUB4 ↘

The dancer says: « je dégouline » (when the dancers slides from the wall) : SUB 1&2 ↗+ SUB4 ↘